

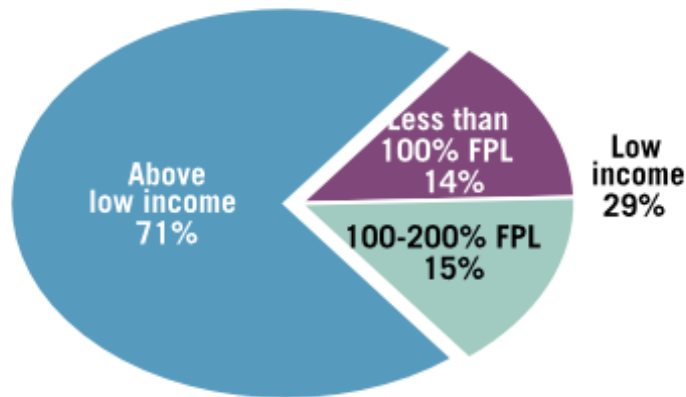
[MASSACHUSETTS](#)

Demographics of Low-Income Children

for a family of four in 2008—are referred to as low income. The United States [measures poverty](#) by an outdated standard developed in the 1960s.

Research suggests that, [View another state...](#) on average, families need an income of about twice the federal poverty level to meet their most basic needs. Children living in families with incomes below this level—\$42,400

Children in Massachusetts, by Income Level, 2007



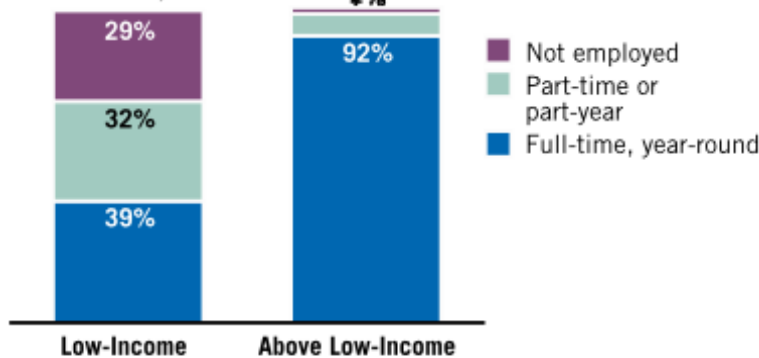
© National Center for Children in Poverty (nccp.org)
 Massachusetts Demographic Profiles

In Massachusetts, there are 845,969 families, with 1,450,743 children.

Low-Income Children: 29% (423,340) of children live in low-income families (National: 39%), defined as income below 200% of the federal poverty level.

Parental Employment

Parents' Employment Status in Massachusetts, by Income Level, 2007



© National Center for Children in Poverty (nccp.org)
 Massachusetts Demographic Profiles

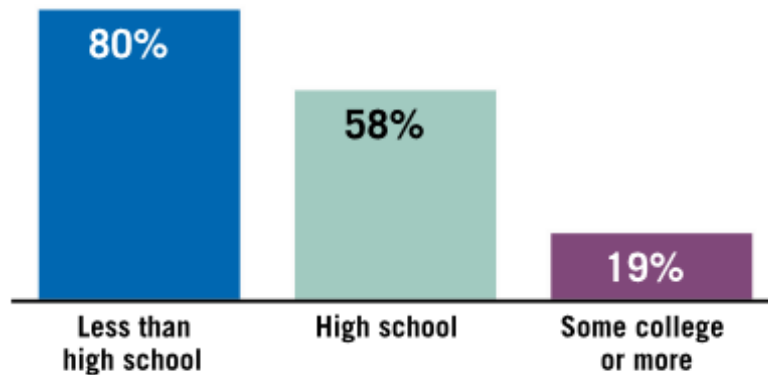
■ 39% (164,293) of children in low-income families have at least one parent who is employed full-time, year-round.

■ 32% (134,621) of children in low-income families have at least one parent who is employed either part-year or part-time.

■ 29% (124,426) of children in low-income families do not have an employed parent.

Parental Education

Children in Low-Income Families in Massachusetts, by Parents' Education, 2007



© National Center for Children in Poverty (nccp.org)
Massachusetts Demographic Profiles

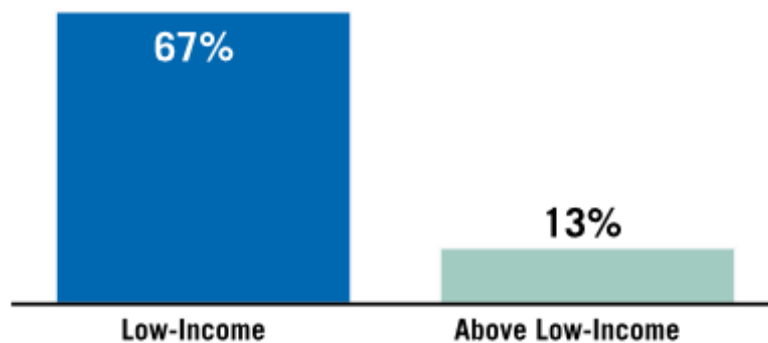
■ 80% (51,640) of children whose parents do not have a high school degree live in low-income families.

■ 58% (161,028) of children whose parents have a high school degree, but no college education live in low-income families.

■ 19% (210,671) of children whose parents have some college or more live in low-income families.

Parental Marital Status

Children in Single-Parent Families in Massachusetts, by Income Level, 2007

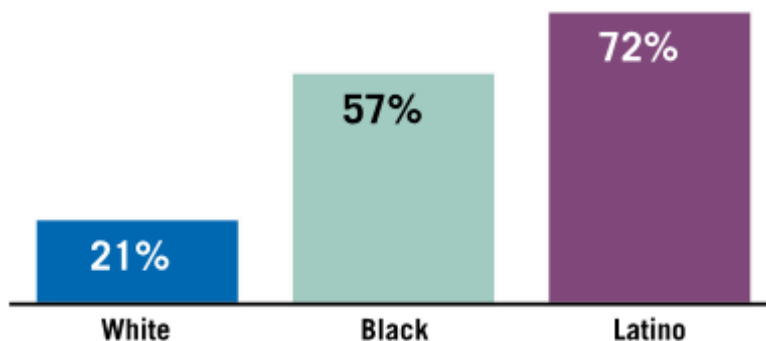


© National Center for Children in Poverty (nccp.org)
Massachusetts Demographic Profiles

- 67% (284,398) of children in low-income families live with a single parent.
- 13% (134,355) of children in above low-income families live with a single parent.

Child's Race/Ethnicity

Children in Low-Income Families in Massachusetts, by Race, 2007

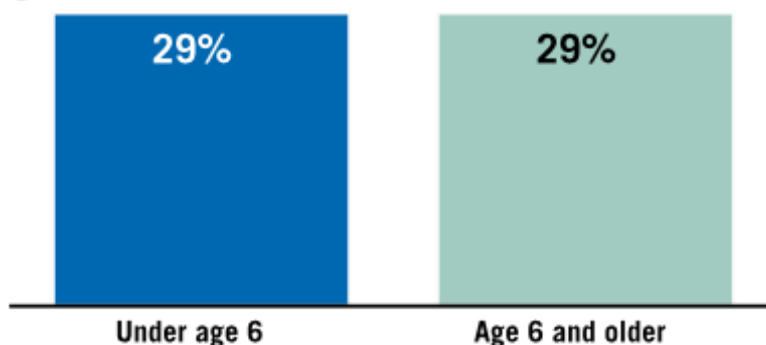


© National Center for Children in Poverty (nccp.org)
Massachusetts Demographic Profiles

- 21% (222,270) of white children live in low-income families.
- 57% (63,579) of black children live in low-income families.
- 72% (111,645) of Latino children live in low-income families.

Child's Age

Children in Low-Income Families in Massachusetts, by Age, 2007

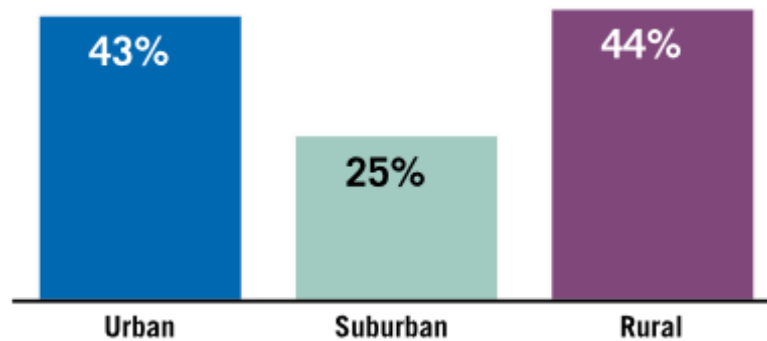


© National Center for Children in Poverty (nccp.org)
Massachusetts Demographic Profiles

- 29% (131,317) of children, under age 6, live in low-income families.
- 29% (292,023) of children, age 6 or older, live in low-income families.

Type of Residential Area

Children in Low-Income Families in Massachusetts, by Residence, 2007

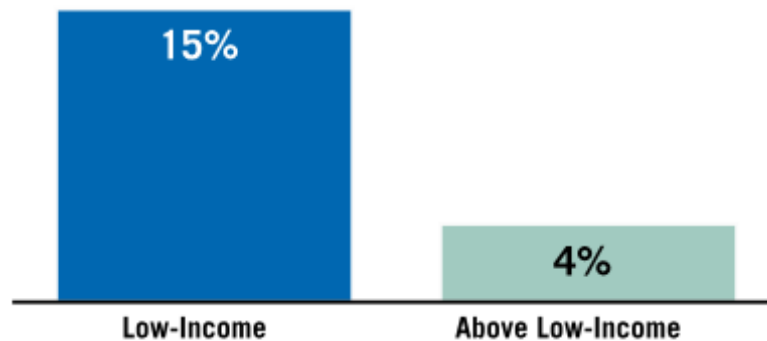


© National Center for Children in Poverty (nccp.org)
Massachusetts Demographic Profiles

- 43% (107,810) of children in urban areas live in low-income families.
- 25% (247,764) of children in suburban areas live in low-income families.
- 44% (13,792)* of children in rural areas live in low-income families.

Residential Move

Children Who Have Recently Moved in Massachusetts, by Income Level, 2007

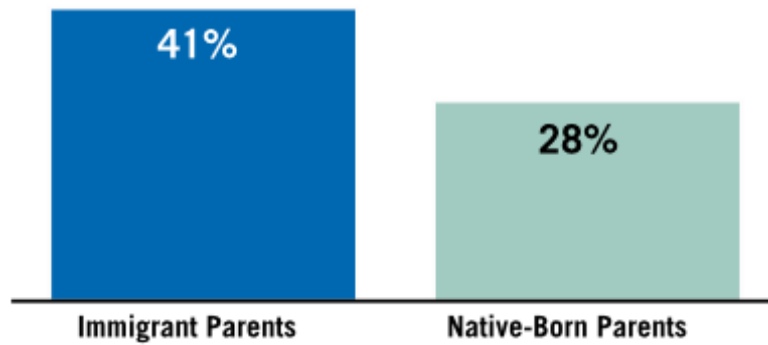


© National Center for Children in Poverty (nccp.org)
Massachusetts Demographic Profiles

- 15% (63,398) of children in low-income families moved last year.
- 4% (39,492) of children in families that are above low-income moved last year.

Parental Nativity

Children in Low-Income Families in Massachusetts, by Parents' Nativity, 2007



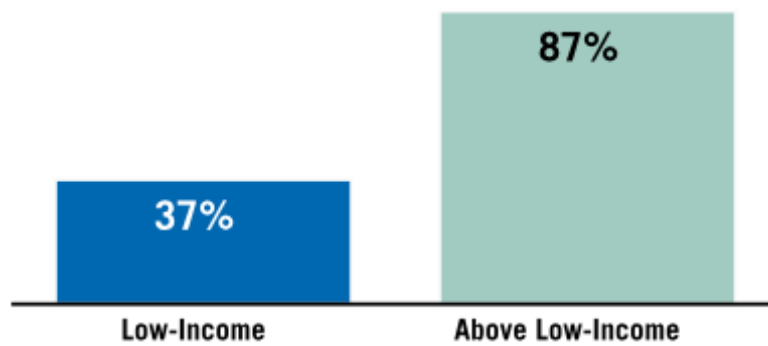
© National Center for Children in Poverty (nccp.org)
Massachusetts Demographic Profiles

■ 41% (91,821) of children of immigrant parents live in low-income families.

■ 28% (316,764) of children of native-born parents live in low-income families.

Home Ownership

Children in Owner-Occupied Housing in Massachusetts, by Income Level, 2007



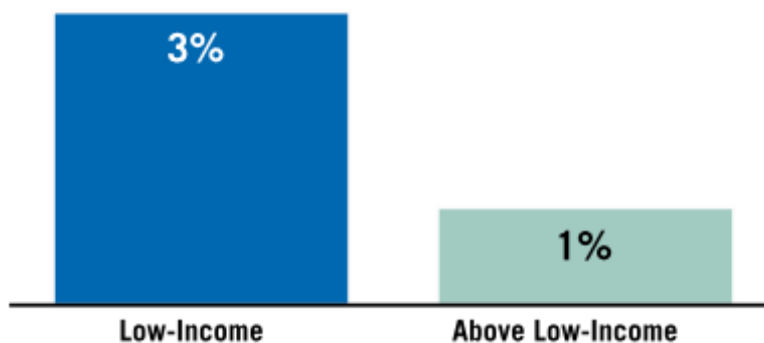
© National Center for Children in Poverty (nccp.org)
Massachusetts Demographic Profiles

■ 37% (154,900) of children in low-income families live in owner-occupied housing.

■ 87% (893,134) of children in above low-income families live in owner-occupied housing.

Parental Presence

Children Living in Families with No Parent Present, in Massachusetts, by Income Level, 2007



© National Center for Children in Poverty (nccp.org)
Massachusetts Demographic Profiles

■ 3% (12,480)* of low-income children live in families with no parent present.

■ 1% (12,113)* of above low-income children live in families with no parent present.

Data Notes and Sources

Last Updated: September 3, 2008

* This estimate should be used with caution. It may be unreliable due to a small sample size.

Some graphs may not be shown because of extremely small sample sizes.

Because of rounding, not all figures will add up to 100%.

State data were calculated from the Annual Social and Economic Supplement (the March supplement) of the Current Population Survey from 2006, 2007, and 2008, representing information from calendar years 2005, 2006, and 2007. NCCP averaged three years of data because of small sample sizes in less populated states. The national data were calculated from the 2008 data, representing information from the previous calendar year.

Definitions

The federal poverty guidelines are issued annually by the U.S. Department of Health and Human Services. The demographic findings on this page were calculated using a more complex version of the federal poverty measure—the thresholds issued by the U.S. Census Bureau. For more information about federal poverty measures, see [The 2008 HHS Poverty Guidelines](#).

Child

A child is defined as an individual under the age of 18. Children living independently, living with a spouse, living in group quarters, and children ages 14 and under living with only unrelated adults are excluded from these data.

Low Income

Families and children are defined as low-income if the family income is less than twice the federal poverty threshold (see Poor).

Parent

Among children who do not live with at least one parent, parental characteristics are those of the

householder and/or the householder's spouse.

Poor

Families and children are defined as poor if family income is below the federal poverty threshold. The federal poverty level for a family of four with two children was \$21,200 in 2008, \$20,650 in 2007, and \$20,000 in 2006.

For definitions of other terms, please refer to [Explanations of Terms and Data Sources](#).